

THE ARCHITECTURAL
EXPERIENCE PROGRAM

AXP



Architectural Experience Program

2

- Architectural students
- Graduates of architectural programs
 - ▣ Apply what you learned in school to real projects
 - ▣ Acquire broad experience in basic practice areas
 - ▣ Participate in professional development programs
 - ▣ Develop professional judgment
 - ▣ Refine career goals

EDUCATION



INTERNSHIP



PRACTICE



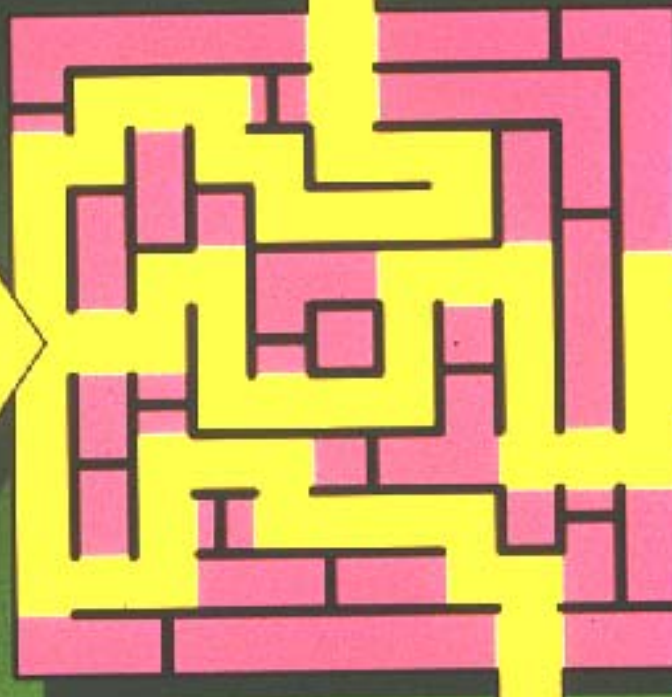
However

For too many Aspiring
Architects, this is the
reality

EDUCATION



INTERSHIP



PRACTICE



Today's Normal AXP Experience

6

- Many firms do not provide organized training
- Aspiring Architects gain practical experience in a haphazard manner
- Aspiring Architects' expectations are vague and incomplete
- Formal education usually stops after graduation
- Career guidance is non-existent
- Aspiring Architects feel that they are not really part of the firm

These problems often lead to

7

- Delays in the licensing process
- General dissatisfaction among Aspiring Architects
- Poor morale
- Lack of quality control in firms

THE ARCHITECTURAL
PROFESSION HAS HAD A LONG
TRADITION OF PROVIDING
COMPREHENSIVE TRAINING
AND MENTORSHIP





But in today's firms:

10

Things have changed significantly:

**Many firms do not devote the
time required to properly train
Aspiring Architects**

Architects devote an increasing proportion of their time to:

- Marketing
- Business management
- Dealing with liability and legal concerns
- Making payroll
- Dealing with personnel problems
- Keeping up with a fast-changing profession



For These And Other Reasons, The
Profession Has Created A National
Experience Program

The

AXP


AXP is designed to bridge the gap
between graduation and licensure

and to provide a smooth transition
between formal education as a student
and practice as a licensed architect

EDUCATION

INTERNSHIP

PRACTICE



IDP



AXP Is Sponsored By Four Organizations



*The American
Institute of Architects*
PROFESSION

*National Council
of Architectural
Registration Boards*
**REGISTRATION
AUTHORITIES**

IDP

*Association of
Collegiate Schools of
Architecture*
EDUCATORS

*American Institute
of Architecture
Students*
STUDENTS

**AXP Links The Schools
And The Profession To A
Common Purpose:**



EDUCATION IDP PROFESSION

*Developing
Competent
Architects*

AXP is a developmental program

20

It is designed so that Aspiring Architects will acquire knowledge, skills, and career awareness in an organized manner

AXP assists in developing competencies

21

Knowledge and skills which are retained and refined through continued practice as a licensed architect

AXP HAS FOUR BASIC ELEMENTS



The Elements of AXP

23

Element 1: Training “Curriculum”

A definition of areas of architectural practice in which Aspiring Architects should acquire basic skills

Element 2: Advice

Information about experience, education and professional opportunities

The Elements of AXP

24

Element 3: Record-Keeping

A uniform national system for documenting experience activities

Element 4: Supplementary Experience

Resources created to enrich training

The First Element of AXP, the “Training Standard” is divided into six broad “Experience Areas”

Experience Areas

26

1. Programming and Analysis (260 hours)
2. Project Planning and Design (1,080 hours)
3. Project Development and Documentation (1,520 hours)
4. Practice Management (160 hours)
5. Project Management (360 hours)
6. Construction and Evaluation (360 hours)

Total = 3,740 hours

The Second Element of AXP, the “Advisory System” consists of two Types of Advice

**The “AXP Supervisor”
and
The “Mentor”**



The “AXP Supervisor”



The “AXP Supervisor”

- The “AXP Supervisor” is the person who supervises your daily work
 - ▣ Assess the quality of your work
 - ▣ Certifies your NCARB Record
 - ▣ If you are working for an architectural firm, the “AXP Supervisor” must be licensed as an architect in any state
 - ▣ If you are working for an engineer, planner, interior designer, landscape architect, or contractor, your “AXP Supervisor” does not have to be a licensed Architect

The “Mentor”



The “Mentor”

- The “Mentor” must be a licensed Architect
 - ▣ He or she could be licensed in any state
 - ▣ Should work outside your firm to be unbiased
 - ▣ Meets with you on a monthly basis to discuss your career goals and achievements
 - ▣ If you are not employed, your Mentor could verify your Leadership and Service or Supplemental Experience training
 - ▣ Your Mentor is like a career coach

The Third Element of AXP is the Record-Keeping System, called the

“NCARB Record”

Recording your Experience

36

- Documentation of your experience is YOUR responsibility
- Continuous record-keeping is important
 - ▣ Assures accurate verification of experience
 - ▣ Guides your employer in making new assignments
 - ▣ Helps to plan Supplemental Experience for areas in which you may need more experience
 - ▣ Provides future employers with a good record of your experience

Recording your Experience

37

IDP EXPERIENCE SETTINGS



- **A** = Architecture - work for U.S. or Canadian Architect (minimum 1,860 hours)
- **O** = Other - work for a foreign architect, landscape architect or engineer (maximum of 1,860 hours)
- **S** = Supplemental Experience - unemployed or work for a contractor, interior designer or planner (maximum of 1,860 hours)

The NCARB Record

38

- Contains hard evidence of your education and experience
- Is maintained by the National Council of Architectural Boards (“NCARB”) in Washington, D.C.
- Is recognized by all Registration Boards throughout the United States and Canada, and is therefore “portable”
- Assists in deferring state and federal student loans
- Is submitted electronically to NCARB every six months

The Fourth Element of AXP is the Supplemental Experience System

Supplemental Experience

- Opportunities for experience in all Experience Areas will vary considerably depending on the firm you work for
- It is important for you to keep up to date with new information in the profession

REMEMBER

- ✓ AXP is a Training Standard
- ✓ Supplemental Experience cannot Substitute for all of the Minimum number of Hours in each Experience Area

AXP

- AXP has been in existence since 1978
- AXP is required for ALL candidates for licensure in Illinois
- AXP is required by all 50 states for licensing
- AXP is required by 23 states for “reciprocal” licensing
- AXP is required for NCARB “Certification” which will facilitate the process of becoming licensed in another state

Licensing Process in Illinois

43

□ To be eligible to enroll in AXP:

1. Receive a high school diploma

(you can enroll in AXP immediately after graduation and begin earning Experience Hours)

2. Enroll in an architectural program

- **“Pre-Professional” architectural degree program**
 - B.S. or B.A. in Architectural Studies (like offered at UIUC, UIC or SIUC)
 - This degree is not sufficient for licensure in Illinois but is in Wisconsin and a few other states
- **“Professional” architectural degree program**
 - B. Arch. Degree (like offered at IIT)
 - M. Arch. degree (like offered at IIT, UIUC, UIC, SIUC, SAIC and Judson)

Licensing Process in Illinois

44

- Submit an application for an NCARB Record
 - Obtain application at www.ncarb.org
 - Navigate to “Start an NCARB Record online”
 - Fill out application and return it online with \$100.00 for one year of service
 - Annual renewal fee \$85.00

Application for NCARB Record

Profile [?](#)

Note: Please do not use this form if you have already been assigned a Record Number. You can access and/or renew your record online at [My NCARB Record](#). Please contact [NCARB Customer Service](#) if you have additional questions about the application or renewal process or for assistance with accessing your online record.

Application Type: [?](#)Preferred Contact Address*: Business HomeE-mail Address*: Social Security No.*: Password*: Date of Birth*: mm/dd/yyyyConfirm Password*: Prefix: [?](#)Daytime Telephone*: First Name*: Other Telephone: Middle Name: Last Name*: Suffix:

Home Address

Business Address

Address 1*: Company/Firm Name: Address 2: Address 1: Address 3:
(Foreign Address Only) Address 2: City*: Address 3:
(Foreign Address Only) Country*: City: State/Province*: Country: Zip/Postal Code*: State/Province: Zip/Postal Code:

* Required Fields

[Cancel](#)[Register](#)

Online AXP
application
form

Licensing Process in Illinois

46

- Apply for admission to the Architectural Registration Examination (ARE) through NCARB
- Pay for the ARE (\$210.00 per division)
- Pass all 6 divisions of the ARE within a five year period
- You can take the exam after graduating from architectural school and while earning your AXP
 - ▣ If you do not pass a division, you may retake it within 60 days (but you will not be able to retake that division more than three times per year)

Licensing Process in Illinois

47

- Complete the AXP
 - ▣ Complete the minimum number of AXP hours of experience in each Experience Area for a total of 3,740 hours (about 2 years)

Recording your Experience

- You will fill out the AXP Online Reporting System form online every six months
 - ▣ Your experience cannot have been more than five years ago
 - ▣ Any experience older than eight months to five years will receive half credit
- When your completed report form is received, NCARB will notify your AXP Supervisor via e-mail
- AXP Supervisor will then log on to the AXP Online Reporting System and will access your record to verify your hours
- Once your AXP Supervisor has verified your hours, you will be given credit for them

Recording your Experience

- If you are unemployed or are still in school, you may submit your Supplemental Experience hours via the AXP Online Reporting System (you do not need an AXP Supervisor for this)
 - ▣ Your Mentor will verify your Supplemental Experience

WELCOME TO MY NCARB RECORD

Your NCARB Record is a detailed, verified record of your education and training. Maintained in Washington, DC, the record is used to compile qualifications for examination, registration, and certification.

My NCARB Record is a secure section of the NCARB web site where you may check your renewal date, renew your Record, request transmittals to registration boards, review your Record summary, review your IDP progress, and/or change your contact information.

[\[MORE\]](#)

NOTICE

On 1 January 2010, training units became training hours. One training unit equals eight training hours. The IDP training requirement went from 700 training units to 5,600 training hours. The actual number of hours required to complete the IDP remains the same.

One hour of acceptable work experience equals one training hour for all experience reports entered after 1 January 2010. The conversion of previously entered units to training hours happened automatically within the e-EVR. No experience was lost.

[Click here](#) for more information.

RETURNING USERS

E-mail Address or NCARB Record #:

LOGIN

PASSWORD

Forgot your password? [Click here](#)

Forgot your Record Number? [Click here](#)

[LOGIN TO MY NCARB RECORD >>](#)

NEW USERS

Already have an NCARB Record?

[CREATE AN ONLINE ACCOUNT >>](#)

Don't have an NCARB Record?

[START YOUR NCARB RECORD >>](#)

Report Experience

Home

Experience Reports


Experience Summary

My IDP Progress

+ NEW EXPERIENCE REPORT

Total Approved Hours [?]

2250.75 Approved | 3349.25 Remaining



Core Minimum [?]
Hours

2250.75 Approved | 1567 Remaining




Pre-Design

387.75 Approved | 0 Remaining



Design

1113 Approved | 1487 Remaining



Project Management

600 Approved | 0 Remaining



Practice Management

150 Approved | 80 Remaining



The IDP Online Reporting System Form

The Six-Month Rule

52



The Six-month Rule requires that you submit experience hours:

- in reporting periods of no longer than six months
- and within two months of completion of each reporting period
- However, you will be able to receive half credit for experience between eight months and five years ago

174:Report Experience

[170:Home](#)[171:Experience](#)[172:Experience](#)[Reports](#)

New Work Experience

221:Experience Setting

[22:A: Practice of Architecture](#)[24:O: Other Work Settings](#)[27:S: Supplemental Experience](#)[195:Need help?](#)[198>Contact Customer Service](#)[193:Customer Support](#)

194:Frequently Asked Questions

198:What is an experience setting?

199:To earn hours for the IDP you must be employed (for pay) in an experience setting recognized by your registration board and NCARB. Check with the registration board in which you plan to become licensed to learn their approved experience settings. Please read the IDP Guidelines for the definitions of NCARB's approved experiences settings: A, O, and S.

200:What do saved, submitted, and approved mean?

201:"Saved" experience reports are hours you have entered for a specific reporting period, but have not yet submitted to your IDP supervisor, mentor, or NCARB for approval. "Submitted" experience reports are hours you have submitted to your IDP supervisor, mentor, or NCARB for approval, but have not yet been approved. "Approved" experience reports are hours that have been verified by your IDP supervisor, mentor, or NCARB, and are now included in your IDP hour totals.

Report Experience

[Home](#)[Experience Reports](#)[Experience Summary](#)

New Work Experience

Experience Setting

A: Practice of Architecture [?] O: Other Work Settings [?] S: Supplemental Experience [?]

Employer 

Supervisor 

Employee Type 

Start Date 

End Date 

Average Hours Per Week

Academic Internship Yes No [?]

[CONTINUE TO HOURS](#)

New Work Experience

i Your IDP eligibility date has not been established. Please refer to the "When Can I Start?" section of the IDP Guidelines for information on how to document your IDP eligibility date.

Employer:

NRL

EDIT

Supervisor: Ann Smith(Ann.Smith@gmail.com)
Employee Type: Employee
Start Date: 1/1/2012
End Date: 3/21/2012
Average Hours Per Week: 40
Experience Setting: A: Practice of Architecture
Experience Report ID: 115

Hours

Report Hours? Yes (Most common) ?
 No This report's sole purpose is to state that I was employed at NRL from 3/1/2012 - 3/21/2012 in order to provide proof to my jurisdiction.

Pre-Design

Programming

Site and Building Analysis

Project Cost and Feasibility

Planning and Zoning Regulations

Design

Schematic Design

Engineering Systems

Construction Cost

Need help?

Contact Customer Service

Customer Support

Frequently Asked Questions

What is an experience setting?

To earn hours for the IDP you must be employed (for pay) in an experience setting recognized by your registration board and NCARB. Check with the registration board in which you plan to become licensed to learn their approved experience settings. Please read the IDP Guidelines for the definitions of NCARB's approved experience settings: A, O, and S.

What do saved, submitted, and approved mean?

"Saved" experience reports are hours you have entered for a specific reporting period, but have not yet submitted to your IDP supervisor, mentor, or NCARB for approval. "Submitted" experience reports are hours you have submitted to your IDP supervisor, mentor, or NCARB for approval, but have not yet been approved. "Approved" experience reports are hours that have been verified by your IDP supervisor, mentor, or NCARB, and are now included in your IDP hour totals.

What is the difference between "return for edits" and "reject"?

When a supervisor returns a report for edits, an intern can edit the report and resubmit it to a supervisor for review and approval. When a supervisor rejects a report, the action is final and an intern can not receive credit for the hours in the report. If a report is accidentally rejected, please contact NCARB customer service at 202/879-0820.

Project Type: Partner Corporate Director
Start Date: 11/1/2011
End Date: 12/31/2011
Hours Per Week: 40
Experience Setting: A - Practice of Architecture
Experience Report ID: 118

History

Yes (Most Common)
No This report is not approved
11/1/2011

Report: Select an experience

Site and Building Analysis

Construction Cost

Construction Documents

Management: Bidding and Contract Negotiation

Management: Construction Phase: Observation

Management: General Project Management

Total

10

20

5.5

15

10

76.5

What is an experience setting?

To earn hours for the IDP you must be employed (for pay) in an experience setting recognized by your registration board and NCARB. Check with the registration board in which you plan to become licensed to learn their approved experience settings. Please read the IDP Guidelines for the definitions of NCARB's approved experience settings: A, O, and B.

What do saved, submitted, and approved mean?

"Saved" experience reports are hours you have entered for a specific reporting period, but have not yet submitted to your IDP supervisor, mentor, or NCARB for approval. "Submitted" experience reports are hours you have submitted to your IDP supervisor, mentor, or NCARB for approval, but have not yet been approved. "Approved" experience reports are hours that have been verified by your IDP supervisor, mentor, or NCARB, and are now included in your IDP hour total.

What is the difference between "return for edit" and "reject"?

If a supervisor returns a report for edit, you can edit the report and resubmit it to a supervisor for review and approval. When a supervisor rejects a report, the action is final and an intern can not receive credit for the hours in the report. If a report is accidentally rejected, please contact NCARB customer service at 202-679-0520.

Yes, submit this report for review and approval.

Note to your supervisor (optional)

Here are my IDP hours from November and December for your review.

I have read and understood the warnings.

CANCEL

SUBMIT FOR APPROVAL

Report Experience

[Home](#)[Experience Reports](#)[Experience Summary](#)[Employers](#)

Experience Summary

[Expand All](#) | [Collapse All](#)

★ = Exempt from minimum required hours

Category/Area	Min. Required	Saved	Submitted	Approved	Remaining ?
Total Approved Hours	5600	0	0	0	5600
Core Experience Hours	3740	0	0	0	3740
<input checked="" type="checkbox"/> Pre-Design	260	0	0	0	260
Programming	80	0	0	0	80
Site and Building Analysis	80	0	0	0	80
Project Cost and Feasibility	40	0	0	0	40
Planning and Zoning Regulations	80	0	0	0	80
<input checked="" type="checkbox"/> Design	2600	0	0	0	2600
Schematic Design	320	0	0	0	320
Engineering Systems	360	0	0	0	360
Construction Cost	120	0	0	0	120
Codes and Regulations	120	0	0	0	120
Design Development	320	0	0	0	320
Construction Documents	1200	0	0	0	1200
Material Selection and Specification	160	0	0	0	160
<input checked="" type="checkbox"/> Project Management	720	0	0	0	720
Bidding and Contract Negotiation	120	0	0	0	120
Construction Administration	240	0	0	0	240
Construction Phase: Observation	120	0	0	0	120
General Project Management	240	0	0	0	240
<input checked="" type="checkbox"/> Practice Management	160	0	0	0	160
Business Operations	80	0	0	0	80
Leadership and Service	80	0	0	0	80
<input checked="" type="checkbox"/> Supplemental Experience for Elective	--	0	0	0	--

Licensing Process in Illinois

58

- When you have completed your required experience hours in all experience areas, your AXP is complete
- Now you will need to apply for and receive your license to practice architecture in Illinois

Licensing Process in Illinois

59

- Apply for NCARB Certification
 - ▣ NCARB Certification will allow you to be easily licensed to practice in any other state
 - ▣ Certification requires the following
 - Professional Degree in Architecture (B. Arch. or M. Arch.)
 - ARE passed
 - AXP Completed
 - Licensed in one State

Licensing Process in Illinois

60

- Join the AIA as a professional member
- Begin earning 18 “Learning Unit” Credits of continuing education per year to maintain your Illinois license and membership in the AIA

Interesting Statistics

Aspiring Architects in the USA

62

- There are 107,581 Licensed Architects
- There are 37,178 Aspiring Architects
- 3,543 completed the AXP last year
- 3,719 completed the ARE last year

- There are 24,989 students enrolled in architectural school

Aspiring Architects in Illinois

63

- There are 9,046 Licensed Architects in Illinois (5,337 resident in Illinois)
- There are 1,437 Aspiring Architects
- 202 completed the AXP last year
- 231 completed the ARE last year

AXP completion time

64

- Average time for AXP completion is 4.9 years
- Average age of an AXP completer is 30.7 years

ARE completion time

65

- Average time for ARE completion is 2.4 years
- Average age of an ARE completer is 33.3 years

FOR MORE INFORMATION

Visit the Illinois AXP Web Site

www.idp-il.com

THE ARCHITECTURAL
EXPERIENCE PROGRAM

AXP

