

THE ARCHITECT  
INTERN DEVELOPMENT PROGRAM

IDP



# Internship

2

- Architectural students
- Graduates of architectural programs
  - ▣ Apply what you learned in school to real projects
  - ▣ Acquire broad experience in basic practice areas
  - ▣ Participate in professional development programs
  - ▣ Develop professional judgment
  - ▣ Refine career goals

**EDUCATION**



**INTERNSHIP**



**PRACTICE**




However

For too many Interns,  
this is the reality

EDUCATION



INTERNSHIP



PRACTICE



# Today's Normal Intern Experience

6

- ❑ Many firms do not provide organized training
- ❑ Interns gain practical experience in a haphazard manner
- ❑ Interns' expectations are vague and incomplete
- ❑ Formal education usually stops after graduation
- ❑ Career guidance is non-existent
- ❑ Interns feel that they are not really part of the firm

# These problems often lead to

7

- Delays in the licensing process
- General dissatisfaction among Interns
- Poor morale
- Lack of quality control in firms

THE ARCHITECTURAL  
PROFESSION HAS HAD A LONG  
TRADITION OF PROVIDING  
COMPREHENSIVE TRAINING  
AND MENTORSHIP







# But in today's firms:

10

**Things have changed significantly:**

**Many firms do not devote the  
time required to properly train  
Interns**

# Architects devote an increasing proportion of their time to:

11

- Marketing
- Business management
- Dealing with liability and legal concerns
- Making payroll
- Dealing with personnel problems
- Keeping up with a fast-changing profession



For These And Other Reasons, The  
Profession Has Created A National  
Internship Program

The

IDP

14 IDP is designed to bridge the gap  
between graduation and licensure


---

and to provide a smooth transition  
between formal education as a student  
and practice as a licensed architect

EDUCATION

INTERNSHIP

PRACTICE



# **IDP Is Sponsored By Four Organizations**





*The American  
Institute of Architects*  
**PROFESSION**

*National Council  
of Architectural  
Registration Boards*  
**REGISTRATION  
AUTHORITIES**

**IDP**

*Association of  
Collegiate Schools of  
Architecture*  
**EDUCATORS**

*American Institute  
of Architecture  
Students*  
**STUDENTS**

**IDP Links The Schools  
And The Profession To A  
Common Purpose:**



EDUCATION **IDP** PROFESSION

*Developing  
Competent  
Architects*

# IDP is a developmental program

20

It is designed so that Interns will acquire knowledge, skills, and career awareness in an organized manner

# IDP assists in developing competencies

21

Knowledge and skills which are retained and refined through continued practice as a licensed architect

# IDP HAS FOUR BASIC ELEMENTS



# The Elements of IDP

23

## Element 1: Training “Curriculum”

A definition of areas of architectural practice in which Interns should acquire basic skills

## Element 2: Advice

Information about Internship, education and professional opportunities

# The Elements of IDP

24

## Element 3: Record-Keeping

A uniform national system for documenting internship activities

## Element 4: Supplementary Experience

Resources created to enrich training



The First Element of IDP, the “Training Standard” is divided into four broad “Training Categories”

# Training Categories

26

1. Pre-Design
2. Design
3. Project Management
4. Practice Management

The Training Categories are, in turn, subdivided into Seventeen “Experience Areas”

# Experience Area 1: Pre-Design

28

Programming (80 hours)

Site and Building Analysis (80 hours)

Project Cost and Feasibility (40 hours)

Planning and Zoning Regulations (60 hours)

# Experience Area 2: Design

29

Schematic Design (320 hours)

Engineering Systems (360 hours)

Construction Cost (120 hours)

Codes and Regulations (120 hours)

Design Development (320 hours)

Construction Documents (1200 hours)

Material Selection and Specification (160 hours)

# Experience Area 3: Project Management

30

Bidding and Contract Negotiation (120 hours)

Construction Administration (240 hours)

Construction Phase: Observation (120 hours)

General Project Management (240 hours)

# Experience Area 4: Practice Management

31

Business Operations (80 hours)

Leadership and Service (variable: 80 hours minimum, 320 hours maximum)

1. Pre-Design	<ul style="list-style-type: none"> <li>A. Programming 80</li> <li>B. Site and Building Analysis 80</li> <li>C. Project Cost and Feasibility 40</li> <li>D. Planning and Zoning Regulations 60</li> </ul>	<p style="text-align: center;"><b>260</b> CORE MINIMUM HOURS</p>	Additional Hours in 1. Pre-Design
2. Design	<ul style="list-style-type: none"> <li>A. Schematic Design 320</li> <li>B. Engineering Systems 360</li> <li>C. Construction Cost 120</li> <li>D. Codes and Regulations 120</li> <li>E. Design Development 320</li> <li>F. Construction Documents 1,200</li> <li>G. Material Selection and Specification 160</li> </ul>	<p style="text-align: center;"><b>2,600</b> CORE MINIMUM HOURS</p>	Additional Hours in 2. Design
3. Project Management	<ul style="list-style-type: none"> <li>A. Bidding and Contract Negotiation 120</li> <li>B. Construction Administration 240</li> <li>C. Construction Phase: Observation 120</li> <li>D. General Project Management 240</li> </ul>	<p style="text-align: center;"><b>720</b> CORE MINIMUM HOURS</p>	Additional Hours in 3. Project Management
4. Practice Management	<ul style="list-style-type: none"> <li>A. Business Operations 80</li> <li>B. Leadership and Service 80</li> </ul>	<p style="text-align: center;"><b>160</b> CORE MINIMUM HOURS</p>	Additional Hours in 4. Practice Management
All interns will be required to meet the <b>3,740 core minimum hours</b> in IDP 2.0.			Supplemental Experience for Elective Hours

**3,740**  
CORE MINIMUM HOURS

+

**1,860**  
TOTAL ELECTIVE HOURS

=

**5,600**  
TOTAL HOURS



The Second Element of IDP, the “Advisory System” consists of two Types of Advice

# The “IDP Supervisor” and The “Mentor”



# The “IDP Supervisor”





# The “IDP Supervisor”

- The “IDP Supervisor” is the person who supervises your daily work
  - ▣ Assess the quality of your work
  - ▣ Certifies your NCARB Record
  - ▣ If you are working for an architectural firm, the “IDP Supervisor” must be licensed as an architect in any state
  - ▣ If you are working for an engineer, planner, interior designer, landscape architect, or contractor, your “IDP Supervisor” does not have to be a licensed Architect

# The “Mentor”





# The “Mentor”

- The “Mentor” must be a licensed Architect
  - ▣ He or she could be licensed in any state
  - ▣ Should work outside your firm to be unbiased
  - ▣ Meets with you on a monthly basis to discuss your career goals and achievements
  - ▣ If you are not employed, your Mentor could verify your Leadership and Service or Supplemental Experience training
  - ▣ Your Mentor is like a career coach



The Third Element of IDP is the Record-Keeping System, called the

“NCARB Record”

# Recording your Experience

42

- Documentation of your training activity is YOUR responsibility
- Continuous record-keeping is important
  - ▣ Assures accurate verification of experience
  - ▣ Guides your employer in making new assignments
  - ▣ Helps to plan Supplemental Experience for areas in which you may need more experience
  - ▣ Provides future employers with a good record of your experience

# Recording your Experience

43

## IDP EXPERIENCE SETTINGS



- **A** = Architecture - work for U.S. or Canadian Architect (minimum 1,860 hours)
- **O** = Other - work for a foreign architect, landscape architect or engineer (maximum of 1,860 hours)
- **S** = Supplemental Experience - unemployed or work for a contractor, interior designer or planner (maximum of 1,860 hours)

# The NCARB Record

44

- Contains hard evidence of your education and experience
- Is maintained by the National Council of Architectural Boards (“NCARB”) in Washington, D.C.
- Is recognized by all Registration Boards throughout the United States and Canada, and is therefore “portable”
- Assists in deferring state and federal student loans
- Is submitted electronically to NCARB every six months

The Fourth Element of IDP is the  
Supplemental Experience System

# Supplemental Experience

46

- Opportunities for experience in all Training Areas will vary considerably depending on the firm you work for
- It is important for you to keep up to date with new information in the profession

## IDP REQUIREMENTS: SUPPLEMENTAL EXPERIENCE

### Supplemental Experience for Core Hours

There are several opportunities to earn core hours through supplemental experience. However, each opportunity has specific limitations in terms of maximum allowable hours. Core hours earned through supplemental experience are credited to the specific experience category or area in which they are earned.

OPPORTUNITY	WHETHER OR NOT EMPLOYED?	WHO APPROVES	WHERE THE HOURS GO	HOURS EARNED
<u>Design or Construction Related Employment</u>	See <u>employment requirements</u>	IDP Supervisor	Any IDP experience area	Up to 930 hours
<u>Leadership and Service</u>	Yes	See page 15	<u>Leadership and Service</u>	Up to 320 hours, 80 hours minimum
<u>Emerging Professional's Companion (EPC)</u>	Yes	IDP Supervisor or Mentor	Any IDP experience area	Up to 40 hours per area
<u>NCARB's Professional Conduct Monograph</u>	Yes	NCARB	<u>Business Operations</u>	16 hours
<u>CSI Certification Program: CCS</u>	Yes	NCARB	<u>Material Selection and Specification</u>	40 hours
<u>CSI Certification Program: CCCA</u>	Yes	NCARB	<u>Construction Administration</u>	40 hours
<u>Community-Based Design Center/Collaborative</u>	Yes	"Designated IDP Supervisor"	Any IDP experience area <b>except</b> Leadership and Service	Up to 40 hours per area
<u>Design Competitions</u>	Yes	Mentor	Any IDP experience area <b>except</b> Leadership and Service	Up to 40 hours per area
<u>Site Visit With Mentor</u>	Yes	Mentor	<u>Construction Phase: Observation</u>	Up to 40 hours

Maximum of 40 hours per IDP experience area in any combination of opportunities for core. Maximum of 600 total hours.

### Supplemental Experience for Elective Hours

You may earn a maximum of 1,860 elective hours through supplemental experience opportunities. Elective hours earned through supplemental experience are not applied to any specific IDP experience area.

<u>Teaching or Research</u>	See <u>employment requirements</u>	IDP Supervisor	Elective	Up to 1,860 hours
<u>Emerging Professional's Companion (EPC)</u>	Yes	IDP Supervisor or Mentor	Elective	Up to 1,800 hours (including EPC for core)
<u>GBCI LEED AP Credential</u>	Yes	NCARB	Elective	40 hours
<u>Advanced Degrees</u>	Yes	NCARB	Elective	930 hours
<u>AIA Continuing Education</u>	Yes	NCARB	Elective	Up to 1,860 hours
<u>CSI Certificate Program: CDT</u>	Yes	NCARB	Elective	40 hours

Maximum of 1,860 hours in any combination of Supplemental Experience for Elective Hours

# Supplemental Experience Resources

48

- “Emerging Professionals Companion” (EPC) = up to 1,800 Elective Hours including up to 680 Core hours [www.epcompanion.org](http://www.epcompanion.org)
- Pass the LEED AP exam (not the Leed Associate) = 40 Core Hours
- CSI Certificate Programs = 40 Core Hours
- NCARB Professional Conduct Monograph = 16 Core Hours
- Community Based Design Collaborative = up to 640 Core hours
- Site visit with Mentor = up to 40 Core hours
- AIA continuing education = up to 1,860 Elective hours
  - ▣ AIA Learning Units can be translated to IDP Training Hours
  - ▣ 1 AIA Learning Unit = 1 IDP Training Hour
- One year M. Arch. degree after a B. Arch. degree = 936 Elective hours
- Maximum Elective Hours = 1,860

**All may be earned while still in school or unemployed**



# REMEMBER

- ✓ IDP is a Training Standard
- ✓ Supplemental Experience cannot Substitute for all of the Minimum number of Core Training Hours in each Area of Training

# IDP

50

- IDP has been in existence since 1978
- IDP is required for ALL candidates for licensure in Illinois
- IDP is required by all 50 states for licensing
- IDP is required by 23 states for “reciprocal” licensing
- IDP is required for NCARB “Certification” which will facilitate the process of becoming licensed in another state

# Licensing Process in Illinois

51

## □ To be eligible to enroll in IDP:

### 1. Receive a high school diploma

(you can enroll in IDP right away and begin earning training credits)

### 2. Enroll in an architectural program

#### □ “Pre-Professional” architectural degree program

- B.S. or B.A. in Architectural Studies (like offered at UIUC, UIC or SIUC)
- This degree will no longer be sufficient for licensure in Illinois after December 31, 2015

#### □ “Professional” architectural degree program


- B. Arch. Degree (like offered at IIT)
- M. Arch. degree (like offered at IIT, UIUC, UIC, SIUC, SAIC and Judson)

# Licensing Process in Illinois



52

- Submit an application for an NCARB Record
  - ▣ Obtain application at [www.ncarb.org](http://www.ncarb.org)
    - Navigate to “Start an NCARB Record online”
  - ▣ Fill out application and return it online with \$350.00
    - If you are still in school, you need only send \$100.00 now with the remainder sent when you complete the IDP

## Application for NCARB Record





Profile 

**Note:** Please do not use this form if you have already been assigned a Record Number. You can access and/or renew your record online at [My NCARB Record](#). Please contact [NCARB Customer Service](#) if you have additional questions about the application or renewal process or for assistance with accessing your online record.

Application Type:  Preferred Contact Address\*:  Business  HomeE-mail Address\*: Social Security No.\*: Password\*: Date of Birth\*:  mm/dd/yyyyConfirm Password\*: Prefix:  Daytime Telephone\*: First Name\*: Other Telephone: Middle Name: Last Name\*: Suffix: 

## Home Address

## Business Address

Address 1\*: Company/Firm Name: Address 2: Address 1: Address 3:  
(Foreign Address Only) Address 2: City\*: Address 3:  
(Foreign Address Only) Country\*:  City: State/Province\*:  Country:  Zip/Postal Code\*: State/Province:  Zip/Postal Code: 

\* Required Fields

Online IDP  
application  
form

# Licensing Process in Illinois

54

- Apply for admission to the Architectural Registration Examination (ARE) through NCARB
- Pay for the ARE (\$210.00 per division)
- Pass all 7 divisions of the ARE within a five year period
- You can take the exam while earning your IDP training
  - ▣ If you do not pass a division, you may retake it within 60 days (but you will not be able to retake that division more than three times per year)

# Seven Divisions of ARE<sup>®</sup> 4.0

55

## Programming Planning & Practice

- 85 MC Questions
- Site Zoning

## Structural Systems

- 125 MC Questions
- Structural Layout

## Site Planning & Design

- 65 MC Questions
- Site Grading
- Site Design

## Building Systems

- 95 MC Questions
- Mechanical & Electrical Plan

## Schematic Design

- Interior Layout
- Building Layout

## Construction Documents & Services

- 100 MC Questions
- Building Section

## Building Design & Construction Systems

- 85 MC Questions
- Accessibility/Ramp
- Stair Design
- Roof Plan

# Licensing Process in Illinois

56

- Complete the IDP training requirements
- Complete the minimum number of IDP hours of experience its in each Training Category for a total of 5,600 hours (about 2 1/2 years)



# Recording your Experience

57

- You will fill out the IDP Online Reporting System form online every six months
  - ▣ Your experience cannot have been more than five years ago
  - ▣ Any experience older than eight months to five years will receive half credit
- When your completed report form is received, NCARB will notify your IDP Supervisor via e-mail
- IDP Supervisor will then log on to the IDP Online Reporting System and will access your record to verify your hours
- Once your IDP Supervisor has verified your hours, you will be given credit for them

# Recording your Experience

58

- If you are unemployed or are still in school, you may submit your Supplemental Experience hours via the IDP Online Reporting System (you do not need an IDP Supervisor for this)
  - ▣ Your Mentor will verify your Supplemental Experience

# Training Hour Log

Start Date for Workbook: 4/1/2012

## Week One:

4/1/2012

	Hours in .25 increments							Total Hours for Week
	Sun	Mon	Tues	Wed	Thurs	Fri	Sat	
<b>Pre-Design</b>								
Programming								0.00
Site and Building Analysis								0.00
Project Cost and Feasibility								0.00
Planning and Zoning Regulations								0.00
								<b>0.00</b>
<b>Design</b>								
Schematic Design								0.00
Engineering Systems								0.00
Construction Cost								0.00
Codes and Regulations								0.00
Design Development								0.00
Construction Documents								0.00
Material Selection and Specification								0.00
								<b>0.00</b>
<b>Project Management</b>								
Bidding and Contract Negotiation								0.00
Construction Administration								0.00
Construction Phase: Observation								0.00
General Project Management								0.00
								<b>0.00</b>
<b>Practice Management</b>								
Business Operations								0.00
								<b>0.00</b>
<b>Hours Logged Per Day</b>	0.00	0.00	0.00	0.00	0.00	0.00	0.00	<b>0.00</b>

## IDP Excel Workbook

Downloaded from NCARB web site to help you keep track of your hours

## WELCOME TO MY NCARB RECORD

Your NCARB Record is a detailed, verified record of your education and training. Maintained in Washington, DC, the record is used to compile qualifications for examination, registration, and certification.

My NCARB Record is a secure section of the NCARB web site where you may check your renewal date, renew your Record, request transmittals to registration boards, review your Record summary, review your IDP progress, and/or change your contact information.

[\[MORE\]](#)

---

### NOTICE

On 1 January 2010, training units became training hours. One training unit equals eight training hours. The IDP training requirement went from 700 training units to 5,600 training hours. The actual number of hours required to complete the IDP remains the same.

One hour of acceptable work experience equals one training hour for all experience reports entered after 1 January 2010. The conversion of previously entered units to training hours happened automatically within the e-EVR. No experience was lost.

[Click here](#) for more information.

### RETURNING USERS

E-mail Address or NCARB Record #:

LOGIN

PASSWORD

Forgot your password? [Click here](#)

Forgot your Record Number? [Click here](#)

[LOGIN TO MY NCARB RECORD >>](#)

### NEW USERS

Already have an NCARB Record?

[CREATE AN ONLINE ACCOUNT >>](#)

Don't have an NCARB Record?

[START YOUR NCARB RECORD >>](#)

# Report Experience

Home

Experience Reports


Experience Summary

## My IDP Progress

+ NEW EXPERIENCE REPORT

Total Approved Hours <sup>?</sup>

2250.75 Approved | 3349.25 Remaining



Core Minimum <sup>?</sup>  
Hours

2250.75 Approved | 1567 Remaining




Pre-Design

387.75 Approved | 0 Remaining



Design

1113 Approved | 1487 Remaining



Project Management

600 Approved | 0 Remaining



Practice Management

150 Approved | 80 Remaining



The IDP Online Reporting System Form

# The Six-Month Rule

62



The Six-month Rule requires that you submit training hours:

- in reporting periods of no longer than six months
- and within two months of completion of each reporting period
- However, you will be able to receive half credit for experience between eight months and five years ago

# 174:Report Experience

[170:Home](#)[171:Experience](#)[172:Experience](#)[Reports](#)

## New Work Experience

### 221:Experience Setting

[22:A: Practice of Architecture](#)[24:O: Other Work Settings](#)[27:S: Supplemental Experience](#)[195:Need help?](#)[196>Contact Customer Service](#)[193:Customer Support](#)

### 194:Frequently Asked Questions

#### 198:What is an experience setting?

199:To earn hours for the IDP you must be employed (for pay) in an experience setting recognized by your registration board and NCARB. Check with the registration board in which you plan to become licensed to learn their approved experience settings. Please read the IDP Guidelines for the definitions of NCARB's approved experiences settings: A, O, and S.

#### 200:What do saved, submitted, and approved mean?

201:"Saved" experience reports are hours you have entered for a specific reporting period, but have not yet submitted to your IDP supervisor, mentor, or NCARB for approval. "Submitted" experience reports are hours you have submitted to your IDP supervisor, mentor, or NCARB for approval, but have not yet been approved. "Approved" experience reports are hours that have been verified by your IDP supervisor, mentor, or NCARB, and are now included in your IDP hour totals.

# Report Experience

[Home](#)[Experience Reports](#)[Experience Summary](#)

## New Work Experience

### Experience Setting

A: Practice of Architecture <sup>?</sup>  O: Other Work Settings <sup>?</sup>  S: Supplemental Experience <sup>?</sup>

Employer

NRL

Supervisor

Ann Smith

Employee Type

Employee

Start Date

01/01/2012

End Date

03/03/2012

Average Hours Per Week

40

Academic Internship

 Yes  No <sup>?</sup>[CONTINUE TO HOURS](#)



## New Work Experience

**I** Your IDP eligibility date has not been established. Please refer to the "When Can I Start?" section of the IDP Guidelines for information on how to document your IDP eligibility date.

### Employer:

NRL

EDIT

Supervisor: Ann Smith(Ann.Smith@gmail.com)

Employee Type: Employee

Start Date: 1/1/2012

End Date: 3/21/2012

Average Hours Per Week: 40

Experience Setting: A. Practice of Architecture

Experience Report ID: 115

## Hours

Report Hours?  **Yes (Most common)** ?  
 **No** This report's sole purpose is to state that I was employed at **NRL** from **3/1/2012 - 3/21/2012** in order to provide proof to my jurisdiction.

### Pre-Design

Programming

Site and Building Analysis

Project Cost and Feasibility

Planning and Zoning Regulations

### Design

Schematic Design

Engineering Systems

Construction Cost

### Need help?

Contact Customer Service

Customer Support

## Frequently Asked Questions

### What is an experience setting?

To earn hours for the IDP you must be employed (for pay) in an experience setting recognized by your registration board and NCARB. Check with the registration board in which you plan to become licensed to learn their approved experience settings. Please read the IDP Guidelines for the definitions of NCARB's approved experiences settings: A, O, and S.

### What do saved, submitted, and approved mean?

"Saved" experience reports are hours you have entered for a specific reporting period, but have not yet submitted to your IDP supervisor, mentor, or NCARB for approval. "Submitted" experience reports are hours you have submitted to your IDP supervisor, mentor, or NCARB for approval, but have not yet been approved. "Approved" experience reports are hours that have been verified by your IDP supervisor, mentor, or NCARB, and are now included in your IDP hour totals.

### What is the difference between "return for edits" and "reject"?

When a supervisor returns a report for edits, an intern can edit the report and resubmit it to a supervisor for review and approval. When a supervisor rejects a report, the action is final and an intern can not receive credit for the hours in the report. If a report is accidentally rejected, please contact NCARB customer service at 202/679-0520.

Type: Partner Corporate Director  
ID: 11112011  
12312011  
Hours Per Week: 40  
Experience Setting: A. Practice of Architecture  
Experience Report ID: 111

Hours?  Yes (Most of the time)  
 No This report is for 11/1/2011 -

Report: Select an experience

Site and Building Analysis

Instruction Cost

Instruction Documents

Management: Bidding and Contract Negotiation

Management: Construction Phase: Observation

Management: General Project Management

Total:

10

20

5.5

15

10

75.5

Yes, submit this report for review and approval.

Note to your supervisor (optional)

Here are my IDP hours from November and December for your review.

I have read and understood the warnings.

CANCEL

SUBMIT FOR APPROVAL

What is an experience setting?

To earn hours for the IDP you must be employed (for pay) in an experience setting recognized by your registration board and NCARB. Check with the registration board in which you plan to become licensed to learn their approved experience settings. Please read the IDP Guidelines for the definitions of NCARB's approved experience settings: A, O, and S.

What do saved, submitted, and approved mean?

"Saved" experience reports are hours you entered for a specific reporting period, have not yet submitted to your IDP supervisor, mentor, or NCARB for approval. "Submitted" experience reports are hours you have submitted to your IDP supervisor, mentor, or NCARB for approval, but have not been approved. "Approved" experience reports are hours that have been verified by IDP supervisor, mentor, or NCARB, and now included in your IDP hour total.

What is the difference between "return for edit" and "reject"?

When a supervisor returns a report for edit, the intern can edit the report and resubmit it to a supervisor for review and approval. When a supervisor rejects a report, the action is final and an intern can not receive credit for the hours in the report. If a report is accidentally rejected, please contact NCARB customer service at 202.670-0520.

# Report Experience

[Home](#)
[Experience Reports](#)
[Experience Summary](#)
[Employers](#)

## Experience Summary

[Expand All](#) | [Collapse All](#)
★ = Exempt from minimum required hours

Category/Area	Min. Required	Saved	Submitted	Approved	Remaining <sup>?</sup>
<b>Total Approved Hours</b>	<b>5600</b>	<b>0</b>	<b>0</b>	<b>0</b>	<b>5600</b>
Core Experience Hours	3740	0	0	0	3740
<input checked="" type="checkbox"/> Pre-Design	260	0	0	0	260
Programming	80	0	0	0	80
Site and Building Analysis	80	0	0	0	80
Project Cost and Feasibility	40	0	0	0	40
Planning and Zoning Regulations	80	0	0	0	60
<input checked="" type="checkbox"/> Design	2600	0	0	0	2600
Schematic Design	320	0	0	0	320
Engineering Systems	360	0	0	0	360
Construction Cost	120	0	0	0	120
Codes and Regulations	120	0	0	0	120
Design Development	320	0	0	0	320
Construction Documents	1200	0	0	0	1200
Material Selection and Specification	160	0	0	0	160
<input checked="" type="checkbox"/> Project Management	720	0	0	0	720
Bidding and Contract Negotiation	120	0	0	0	120
Construction Administration	240	0	0	0	240
Construction Phase: Observation	120	0	0	0	120
General Project Management	240	0	0	0	240
<input checked="" type="checkbox"/> Practice Management	160	0	0	0	160
Business Operations	80	0	0	0	80
Leadership and Service	80	0	0	0	80
<input checked="" type="checkbox"/> Supplemental Experience for Elective	--	0	0	0	--

# Licensing Process in Illinois

68

- When you have completed your required training hours in all experience categories, your IDP training is complete
- Now you will need to apply for and receive your license to practice architecture in Illinois

# Licensing Process in Illinois

69

- Apply for NCARB Certification
  - ▣ NCARB Certification will allow you to be easily licensed to practice in any other state
  - ▣ Certification requires the following
    - Professional Degree in Architecture (B. Arch. or M. Arch.)
    - ARE passed
    - IDP Completed
    - Licensed in one State

# Licensing Process in Illinois

70

- Join the AIA as a professional member
- Begin earning 18 “Learning Unit” Credits of continuing education per year to maintain your Illinois license and membership in the AIA

# FOR MORE INFORMATION

Visit the Illinois IDP Web Site

[www.idp-il.com](http://www.idp-il.com)

Also join the IDP Web Group at

<http://groups.yahoo.com/group/idp-il/>

The End



# THE ARCHITECT INTERN DEVELOPMENT PROGRAM

# IDP

